

Do I need a rangehood for my Alfresco area?

Depending on where you intend to install your BBQ, you may need to install a rangehood over your BBQ. BBQs emit smoke and grease from the cooking process, and gases from combustion. If there isn't enough ventilation, then you will be required to install a rangehood. (amongst other things). For full information, the Australian Standard AS 5263 Gas Appliances and AS 5601 Gas Installations stipulate the requirements on BBQs and their installation.

Gas BBQs are generally classed as outdoor appliances and must be installed outdoors in a well-ventilated area. This is because the gases from the combustion process must be dispersed safely to atmosphere.

To be classified as outdoors, your undercover Alfresco area must have at least 50% of the total area permanently open. If your Alfresco area meets one of the minimum requirements below, then it should have enough natural ventilation and an outdoor BBQ can be safely installed.

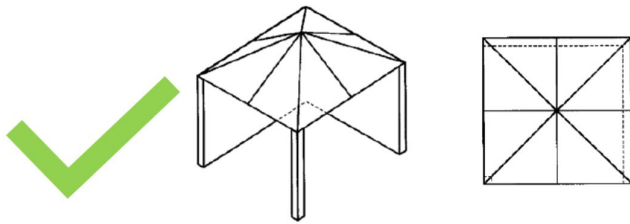


Figure 1 Partial enclosure with overhead cover and no more than two walls

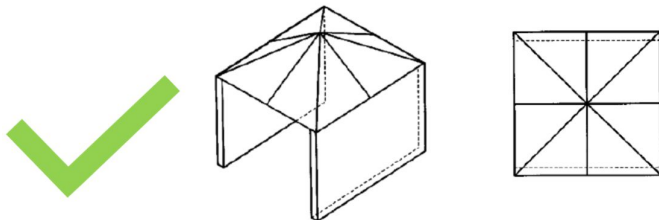


Figure 2 Partial enclosure with overhead cover and no more than two walls.

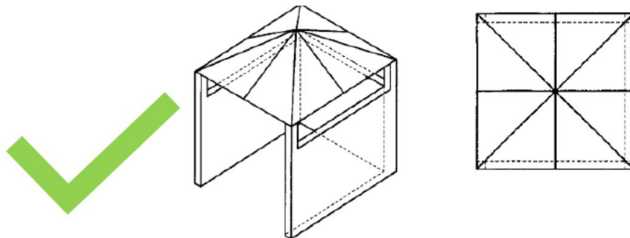


Figure 3 Open side at least 25% of total wall area. 30% or more each remaining wall area is open and unrestricted. This equates to approx. 50% of total area.

NOTE: if your alfresco area (as above) has blinds or solid panels covering the open sides, then your area is classified as a quasi-indoor area, and you must meet all the minimum requirements for installing a BBQ in a quasi-indoor area.

If, however, your alfresco area is like one of the below examples, then your area is considered “quasi-Indoors” and will require a rangehood.

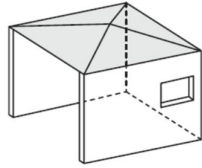


Figure 4. Remaining 3 walls do not have 30% open area.

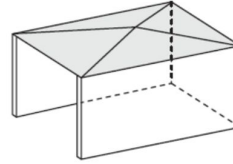



Figure 5. Open side is less than 25% of total perimeter.

Checklist

Does your alfresco have enough natural ventilation as in the “” examples?

YES

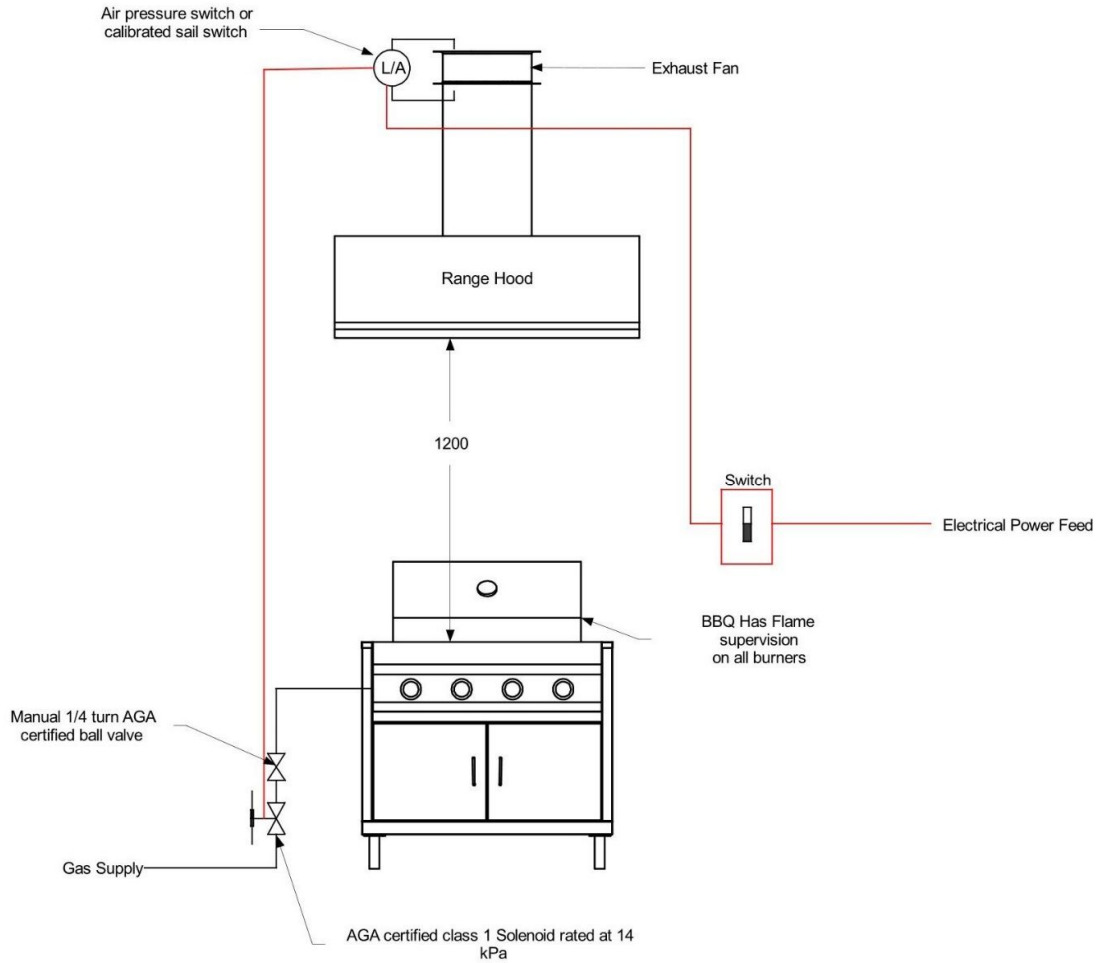
You can install an outdoor BBQ such as the Euro 900 4 burner in your area

NO

Then your Alfresco area is considered quasi-indoors and to install an outdoor BBQ you must meet ALL of the requirements below:

1. Your BBQ will require a flame safeguard on each burner.
Flame safeguards isolate the gas supply to the burners so that if there is a flame outage no gas will leak into your alfresco area.
If flame safeguards are not available for your BBQ, then a gas proving system and class one solenoid that has an automatic gas shut off must be installed.
2. Your Alfresco area must have a minimum of 10% of the total area open to atmosphere to provide makeup air for the appliance combustion requirements (Doors and windows are NOT considered permanent ventilation.)
3. You must install an exhaust canopy/rangehood that flues to atmosphere.
 - a. The canopy requires grease filters.
 - b. There must be 1200mm clearance from the open BBQ grill to the grease filters.
 - c. Airflow should typically be at least 2000m³/hr
4. You must install a gas shut-off solenoid connected to the gas supply that is interlocked to an air pressure switch. This in turn senses actual air flow from the fan to ensure it is operating before gas can flow. (i.e. NO FAN = NO GAS)

For quasi indoor areas, the following setup can be used as a guide. All designs and installations should be completed by a suitably qualified person.



For complete information relating to gas matters, contact the Office of the Technical Regulator 8226 5722. The information supplied herein is intended for general use only. Cronin Alfresco cannot be held liable in any respect for loss or damage which may arise directly or indirectly as a result of using this information. Information in this document has been obtained from "OTR Gas Bulletin #34 – Outdoor Kitchens" and other sources Reference AS 5263 and AS 5601 for full information.